

## Round Body Fuse Links 900Vdc, 160A to 1000A, SF Series

**Description:** A range of round bodied traction fuse links which provides protection for DC traction third rail applications.

### Technical Data:

Rated Voltage: 900Vdc  
Rated Current: 160-1000A  
Rated Breaking Capacity:  
80kA at 900Vdc, L/R 80ms\*



### Features and Product Benefits

- High breaking capacity

### Typical Applications

- Main electrical feed
- Auxiliary feed

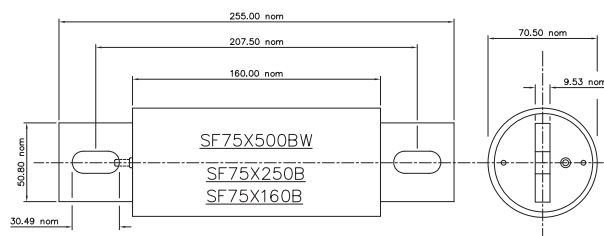
Class of Operation: aR/gR

### Catalogue Numbers

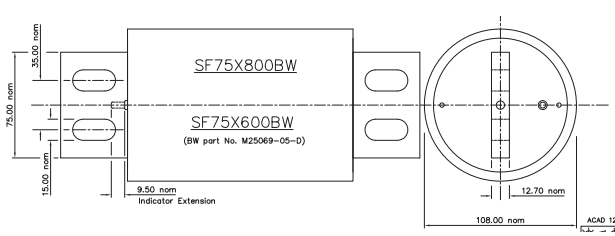
Catalogue Number		Operating Class	Rated Voltage (Vdc)	Rated Current (Amps)	Pre-Arcing I <sup>2</sup> t (A <sup>2</sup> s)	Total at 900Vac
Blade Contact	Flush End Contact					
SF75X160B	-	gR	900	160	23,000	205,000
SF75X250B	-	gR		250	54,000	90,000
SF75X500BW	-	gR		320	150,000	570,000
SF75X600BW	-	aR		600	585,000	4,000,000
SF75X800BW	SF75X800BB	aR		800	1,400,000	9,000,000
SF100X1000	SF100X1000HP	aR		1000	-	-

### Dimensions - mm

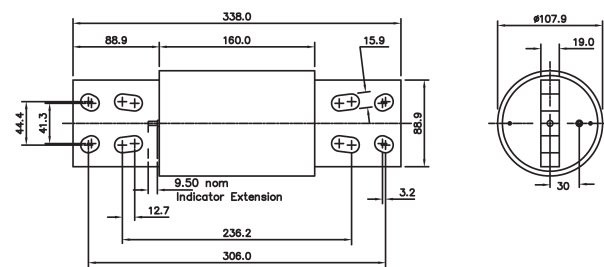
Blade contact: SF75X160B, SF75X250B, SF75X500B



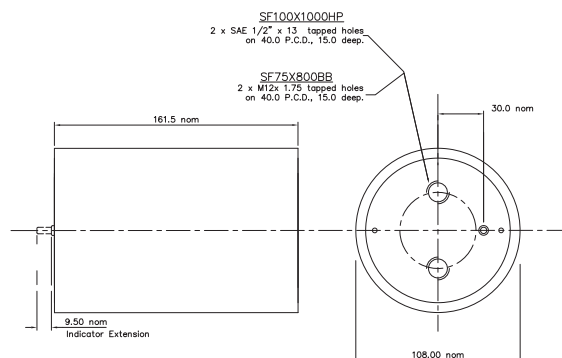
Blade contact: SF75X600BW and SF75X800BW



Blade contact: SF100X1000



Flush end: SF75X800BB and SF100X1000HP



\* Consult Cooper Bussmann for full details